



# LEVEL ONE




**Produzido por:**  
Ariadne Capucci  
Danielli Villar  
Thiago Vicente  
Rita Melo

## COLORS

### 1 - WRITTEN EXERCISES (PAINT)

### COLOR THE BUTTERFLY

- 1 - RED
- 2 - GREEN
- 3 - ORANGE
- 4 - BLUE
- 5 - YELLOW



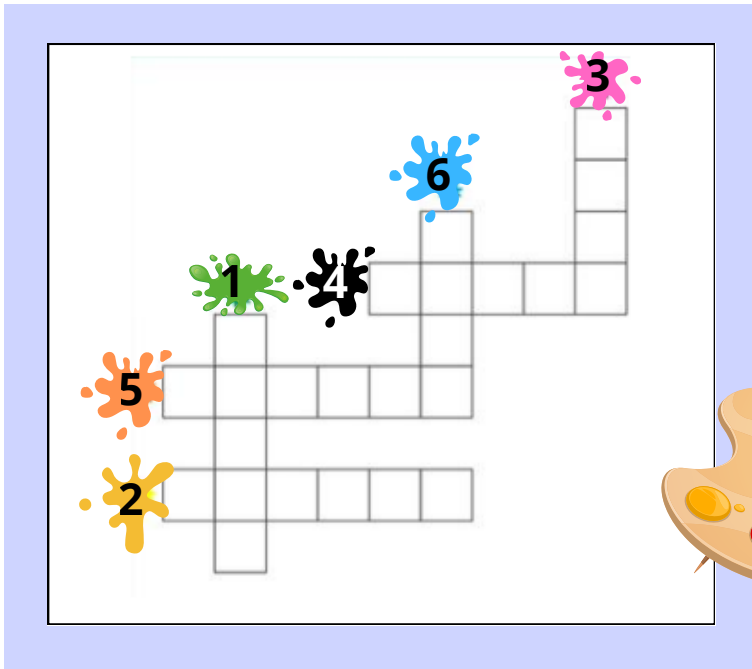
## 2 - FIND THE COLORS IN THE CROSSWORD PUZZLE:

- 1 - RED
- 2 - GREEN
- 3 - ORANGE
- 4 - BLUE
- 5 - YELLOW



## 3 - WHAT COLOR ARE THESE ?

- 1 - VERDE
- 2 - AMARELO
- 3 - ROSA
- 4 - PRETO
- 5 - LARANJA
- 6 - AZUL



## 4 - ANSWER THE QUESTIONS USING COLORS:

A - WHAT COLOR IS THE APPLE ?

IT'S \_\_\_\_\_



B - WHAT COLOR IS THE CAR ?

IT'S \_\_\_\_\_



C - WHAT COLOR IS THE SUN ?

IT'S \_\_\_\_\_



D - WHAT COLOR IS THE SKY ?

IT'S \_\_\_\_\_



E - WHAT COLOR IS THE ORANGE ?

IT'S \_\_\_\_\_





# LESSON TWO

## FRUITS

1 - FILL IN THE BLANKS WITH THE MISSING VOWELS AND DISCOVER THE NAMES OF THE FRUITS.

1 K \_ W \_

2 \_ V \_ C \_ D \_

3 C \_ C \_ N \_ T

4 P \_ \_ C H

5 M \_ L \_ N

6 L \_ M \_ N

7 P L \_ M

8 P \_ \_ R



9 W \_ T \_ R M \_ L \_ N

10 \_ R \_ N G \_

11 B \_ N \_ N \_ S

12 G R \_ P \_ S

13 P \_ N \_ \_ P P L \_

14 S T R \_ W B \_ R R Y

15 C H \_ R R \_ \_ S

16 \_ P P L \_



2 - LOOK AT THE IMAGES OF THE DIFFERENT FRUITS AND SEE WHAT THEIR NAMES LOOK LIKE IN PORTUGUESE.



PLUMS



BANANAS



WATERMELON



LEMONS



APPLES



ORANGES



PINEAPPLE




CHERRIES


## 3 - COLOR THE PICTURES



**PLUMS**




**WATERMELON**



**BANANAS**



**CHERRIES**



**ORANGES**



**LEMONS**



**APPLES**



**PINEAPPLE**

COLOR THE BANANAS YELLOW.  
COLOR THE APPLES RED.  
COLOR THE ORANGES ORANGE.  
COLOR THE PINEAPPLE GREEN.  
COLOR THE PLUMS PURPLE.  
COLOR THE CHERRIES RED.  
COLOR THE LEMONS GREEN.  
COLOR THE WATERMELON GREEN AND RED.

# FRUITS

# LESSON TWO

## 4 - COMPLETE

1 - W \_ T \_ R M \_ L \_ N



2 - P \_ \_ R



3 - GR \_ \_ \_ \_



4 - OR \_ \_ \_ \_



5 - ST \_ \_ W \_ E \_ \_ Y



6 - L \_ \_ \_ \_



7 - M \_ \_ G



-

8 - P \_ N \_ A P \_ \_ \_




8 - P \_ \_ \_ \_



9 - B \_ N \_ N \_



## 5 - FRUITS CROSSWORD



# FRUITS 2

# LESSON TWO

1 - MATCH THE IMAGES TO THE TEXT.



GRAPES

STRAWBERRY

CHERRY

APPLE

PEACH

PEAR

WATERMELON

ORANGE

MELON

LEMON

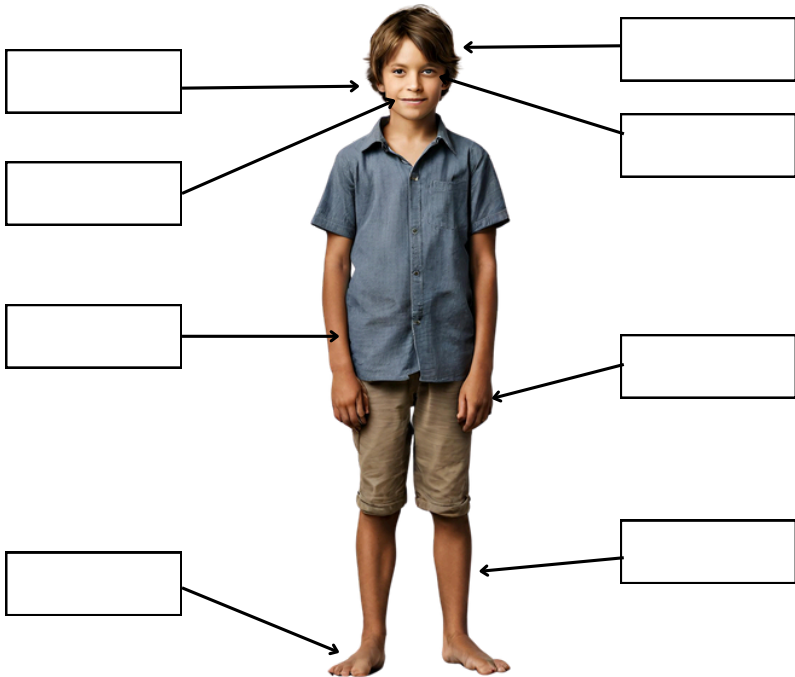
BANANA

KIWI



## PARTS OF THE BODY

1 - COMPLETE THE PARTS OF THE BODY:



HAND

LEG

EYES

EARS

HEAD

ARM

MOUTH

FOOT

# PARTS OF THE BODY LESSON THREE

2 - FILL IN THE BLANKS WITH THE NUMBERS.

I HAVE \_\_\_\_\_ MOUTH.



I HAVE \_\_\_\_\_ EYES.



I HAVE \_\_\_\_\_ HEAD.



I HAVE \_\_\_\_\_ ARMS.



I HAVE \_\_\_\_\_ LEGS.



I HAVE \_\_\_\_\_ HANDS.



I HAVE \_\_\_\_\_ TOES.




I HAVE \_\_\_\_\_ EARS.



# PARTS OF THE BODY

## LESSON THREE

3 - LOOK AT THE NUMBERS ON THE PICTURES AND WRITE THE BODY PARTS VOCABULARY.



1 \_\_\_\_\_  
2 \_\_\_\_\_  
3 \_\_\_\_\_  
4 \_\_\_\_\_  
5 \_\_\_\_\_

6 \_\_\_\_\_  
7 \_\_\_\_\_  
8 \_\_\_\_\_  
9 \_\_\_\_\_  
10 \_\_\_\_\_



# LESSON FOUR

## CLOTHES

ASSISTA AO VÍDEO A SEGUIR



KIDS VOCABULARY - CLOTHES - CLOTHING  
- LEARN ENGLISH FOR KIDS - ENGLISH  
EDUCATIONAL VIDEO



[http://youtu.be/Q\\_EwuVHDb5U](http://youtu.be/Q_EwuVHDb5U)

# CLOTHES LESSON FOUR

## 1 - AFTER WATCHING THE VIDEO, ANSWER WHAT ARE THE CLOTHES?

A. WHAT COLOR IS THE T-SHIRT ?

IT'S \_\_\_\_\_

B. WHAT COLOR ARE THE JEANS ?

THEY'RE \_\_\_\_\_

C. WHAT COLOR IS THE BLOUSE ?

IT'S \_\_\_\_\_

D. WHAT COLOR IS THE SWEATER ?

IT'S \_\_\_\_\_

E. WHAT COLOR ARE THE PANTS ?

THEY'RE \_\_\_\_\_

F. WHAT COLOR IS THE CARDIGAN ?


IT'S \_\_\_\_\_

G. WHAT COLOR IS THE JACKET ?


IT'S \_\_\_\_\_

# CLOTHES LESSON FOUR


## 2 - FIND THE WORDS BY BREAKING THE LETTERS



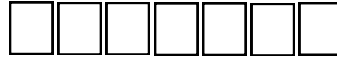
H T I S T R -



S T I H R



S E S D R



T E S R A E W



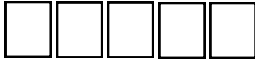
E H O S S



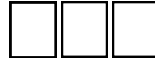
R S H S T O

# CLOTHES LESSON FOUR

## 3 - FIND THE WORDS BY BREAKING THE LETTERS



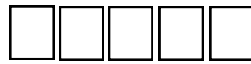
S R I T K



A T H



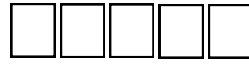
C A O T



C R A F S



S S N R E A E K



S K O S C



# LESSON FIVE

## NUMBERS

### 1 - COMPLETE THE MISSING NUMBERS.

A) ONE, \_\_\_\_\_, THREE

B) FOUR, \_\_\_\_\_, SIX

C) TWO, \_\_\_\_\_, FOUR

D) SEVEN, \_\_\_\_\_, NINE

E) \_\_\_\_\_, THREE, \_\_\_\_\_

F) \_\_\_\_\_, SIX, \_\_\_\_\_

G) \_\_\_\_\_, NINE, \_\_\_\_\_

H) \_\_\_\_\_, ELEVEN, \_\_\_\_\_

I) THREE, \_\_\_\_\_, \_\_\_\_\_

J) \_\_\_\_\_, TEN, \_\_\_\_\_

# NUMBERS LESSON FIVE

2 - MATCH THE COLUMNS AND COMPLETE THE WRITING OF THE NUMBERS:

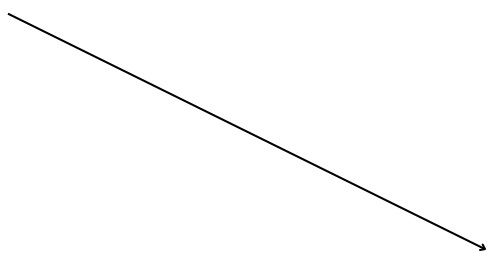
1

3

7

1	EIG
2	TH
3	NI
4	ELE
5	FO
6	FI
7	TWE
8	SEV

VEN
LVE
UR
HT
EN
REE
VE
NE



8

4

9

# NUMBERS

# LESSON FIVE

3 - WRITE THE NUMBERS IN ENGLISH

<b>8</b>	<b>12</b>	<b>4</b>	<b>14</b>	<b>9</b>
_____	_____	_____	_____	_____

<b>11</b>	<b>3</b>	<b>7</b>	<b>0</b>	<b>5</b>
_____	_____	_____	_____	_____

## 4 - CROSSWORD PUZZLE

ONE	TWO	THREE	FOUR
FIVE	SIX	SEVEN	EIGHT
NINE	TEN	ELEVEN	TWELVE

A crossword puzzle grid with the following structure and pre-filled numbers:

- Row 1: Column 4 is 4, Column 5 is empty, Column 6 is empty, Column 7 is 9, Column 8 is empty.
- Row 2: Column 2 is 5, Column 3 is empty, Column 4 is 2, Column 5 is empty, Column 6 is empty, Column 7 is empty, Column 8 is empty, Column 9 is empty.
- Row 3: Column 1 is 6, Column 2 is empty, Column 3 is empty, Column 4 is empty, Column 5 is 12, Column 6 is empty, Column 7 is empty, Column 8 is empty, Column 9 is empty.
- Row 4: Column 1 is empty, Column 2 is empty, Column 3 is empty, Column 4 is empty, Column 5 is empty, Column 6 is empty, Column 7 is empty, Column 8 is empty, Column 9 is empty.
- Row 5: Column 1 is empty, Column 2 is empty, Column 3 is empty, Column 4 is empty, Column 5 is empty, Column 6 is empty, Column 7 is empty, Column 8 is empty, Column 9 is empty.
- Row 6: Column 1 is empty, Column 2 is empty, Column 3 is empty, Column 4 is empty, Column 5 is empty, Column 6 is empty, Column 7 is empty, Column 8 is empty, Column 9 is empty.
- Row 7: Column 1 is 1, Column 2 is empty, Column 3 is empty, Column 4 is empty, Column 5 is empty, Column 6 is empty, Column 7 is empty, Column 8 is empty, Column 9 is empty.
- Row 8: Column 1 is empty, Column 2 is empty, Column 3 is empty, Column 4 is empty, Column 5 is empty, Column 6 is empty, Column 7 is empty, Column 8 is empty, Column 9 is empty.

Pre-filled numbers and their positions:

- Number 3: Row 3, Column 5.
- Number 8: Row 2, Column 8.

# NUMBERS

# LESSON FIVE

5 - FILL IN THE BLANKS WITH THE VOWELS AND DISCOVER THE NUMBERS

2

\_\_N\_\_

TW\_\_

THR\_\_\_

F\_\_\_R

F\_\_V\_\_

S\_\_X

S\_\_V\_\_N

\_\_\_GHT

N\_\_N\_\_

T\_\_N

\_\_L\_\_V\_\_N

TW\_\_LV\_\_

TH\_\_RT\_\_\_N

F\_\_\_RT\_\_\_N

F\_\_FT\_\_\_N

S\_\_XT\_\_\_N

S\_\_V\_\_NT\_\_\_N

\_\_\_GHT\_\_\_N

N\_\_N\_\_T\_\_\_N

TW\_\_NTY

9

5



# LESSON SIX

## ALPHABET

1 - COMPLETE ACCORDING TO THE INITIALS

- A \_\_\_\_\_
- B \_\_\_\_\_
- C \_\_\_\_\_
- D \_\_\_\_\_
- E \_\_\_\_\_
- F \_\_\_\_\_
- G \_\_\_\_\_
- H \_\_\_\_\_



# ALPHABET LESSON SIX

## 2 - COMPLETE ACCORDING TO THE INITIALS



I \_\_\_\_\_

J \_\_\_\_\_

K \_\_\_\_\_

L \_\_\_\_\_

M \_\_\_\_\_

N \_\_\_\_\_

O \_\_\_\_\_

P \_\_\_\_\_

Q \_\_\_\_\_



# ALPHABET LESSON SIX

## 3 - COMPLETE ACCORDING TO THE INITIALS



R \_\_\_\_\_

S \_\_\_\_\_

T \_\_\_\_\_

U \_\_\_\_\_

V \_\_\_\_\_

W \_\_\_\_\_

X \_\_\_\_\_

Y \_\_\_\_\_

Z \_\_\_\_\_



**CONGRATS!!**  
**GOOD JOB! SEE YOU IN**  
**LEVEL 2! ✨**

